


YM Website – User Manual



- Track & Trace Tracking Report Subscription
 - You can get the latest status of your targeted Container No. through email.

Tracking Report Subscription Function

- Step1 : Choose track & trace, then click [Tracking Report Subscription] to trace your shipment.

The screenshot shows the Yang Ming website's navigation and service menu. The 'e-Service' tab is highlighted with a red box. Under the 'Track & Trace' section, the 'Tracking Report Subscription' option is also highlighted with a red box. A world map is visible in the bottom right corner of the page.

Sailing Schedule	Vessel Tracking	Track & Trace	Tariff
<ul style="list-style-type: none">▶ Point-to-Point Search▶ Long Term Schedule Download▶ Schedule Subscription	<ul style="list-style-type: none">▶ Search by Vessel▶ Search by Port▶ Search by Service▶ Vessel Tracking Report Subscription	<ul style="list-style-type: none">▶ Cargo Tracking▶ Tracking Report Subscription▶ Telex Release	<ul style="list-style-type: none">▶ USA Tariff▶ Demurrage and Detention
My YM Account	My e-Service	<ul style="list-style-type: none">▶ Shipment Control	

Yang Ming Marine Transport Corporation **YANG MING**

Tracking Report Subscription Function

- Step 2 : Type your email address then click [Submit] button

Tracking Report Subscription

- ▶ Simply leave your email address and target B/L and/or Container number, status report will be sent to you whenever there is new event.
- ▶ The estimated schedule is for reference only and may be updated, revised by the Carrier any time without further notice.



The screenshot shows a web form for tracking report subscription. It features a light blue input field for the email address, preceded by the text 'E-mail Address'. To the right of the input field is a dark grey button with the text 'Submit'. A red rectangular box highlights the entire form area, including the input field and the button.

Tracking Report Subscription Function

1. Fill required information in the mandatory fields marked with red asterisks

Subscribe Tracking Report

Email : * KARENLIN@YANGMING.COM

Company : * Test Company X

Country : * Taiwan V

State : Alabama (AL) V

Template Name :
Name this report by yourself per your preference. No more than 20 characters.

Also copy to :
Input single or multiple email address separating by semicolon;
(for example, [DavidProvow@yeslogistics.com;
JohnPradhan@yeslogistics.com])


Container No., B/L No. and/or Booking No. *

For example,

Container No. - YMLU1234567

B/L No. - W1234567890

Booking No. - YAT071919



2. Type the Container No.,
B/L No. and/or Booking No.

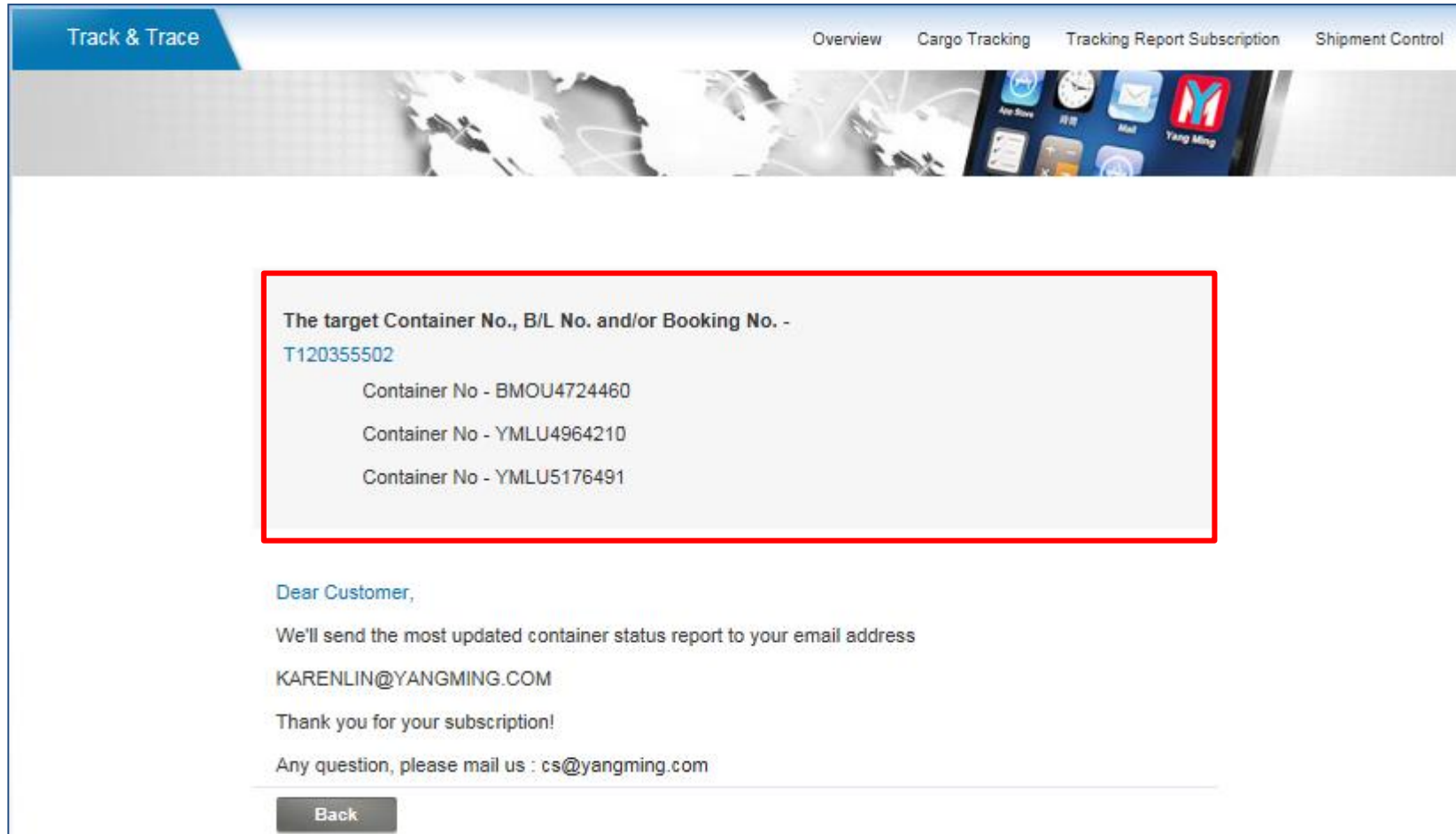
3. Click [Subscribe] button to save your template



Subscribe

Tracking Report Subscription Function

=> The subscription is successful



The screenshot shows a web interface for the 'Tracking Report Subscription' function. The page has a navigation bar with 'Track & Trace' (highlighted), 'Overview', 'Cargo Tracking', 'Tracking Report Subscription', and 'Shipment Control'. Below the navigation bar is a banner image showing a world map and a smartphone displaying the Yang Ming app. The main content area contains a confirmation message for a successful subscription, enclosed in a red border. The message lists the target container numbers and provides contact information for the customer.

Track & Trace Overview Cargo Tracking Tracking Report Subscription Shipment Control

The target Container No., B/L No. and/or Booking No. -
T120355502

- Container No - BMOU4724460
- Container No - YMLU4964210
- Container No - YMLU5176491

Dear Customer,

We'll send the most updated container status report to your email address

KARENLIN@YANGMING.COM

Thank you for your subscription!

Any question, please mail us : cs@yangming.com

Back

Tracking Report Subscription Function

- Step 3 : Type the email address again if you want to view/edit/delete the tracking report template

Tracking Report Subscription

- ▶ Simply leave your email address and target B/L and/or Container number, status report will be sent to you whenever there is new event.
- ▶ The estimated schedule is for reference only and may be updated, revised by the Carrier any time without further notice.

A screenshot of a web form for tracking report subscription. The form is enclosed in a light gray border. Inside, there is a red rectangular box highlighting the input area. On the left, the text "E-mail Address" is displayed in a light gray font. To its right is a light blue input field. Further to the right is a dark gray button with the word "Submit" in white text.

E-mail Address

Tracking Report Subscription Function

Subscribe Tracking Report

Fields marked with * are required

Subscribe Tracking Report	<p>Email: * <input type="text" value="KARENLIN@YANGMING.COM"/></p> <p>Company: * <input type="text" value="Test Company"/></p> <p>Country: * <input type="text" value="Taiwan"/></p> <p>State: <input type="text" value="Alabama (AL)"/></p> <p>Template Name: <input type="text"/> <small>Name this report by yourself per your preference. No more than 20 characters.</small></p> <p>Also copy to: <input type="text"/> <small>Input single or multiple email address separating by semicolon; (for example, [DavidProvov@yeslogistics.com; JohnPradhan@yeslogistics.com])</small></p>
<p>Container No., B/L No. and/or Booking No. *</p> <p>For example, Container No. - YMLU1234567 B/L No. - W1234567890 Booking No. - YAT071919</p>	<p>Click [Unsubscribe] button if you don't want to receive the tracking report anymore</p>

Tracking Report Subscription Function

Subscribe Tracking Report

Tick the template to delete

<input checked="" type="checkbox"/>	Creation Date: 2015/10/11 21:13
BMOU4724460 (B/L No.-T120355502)	YMLU4964210 (B/L No.-T120355502)
YMLU5176491 (B/L No.-T120355502)	

Click [Delete] button to cancel your report

Back Delete

Subscribe Tracking Report

The unsubscription successful

Back Delete



In case of any question, please feel free to contact us (ices@yangming.com) .
Thanks for your good cooperation.